









Christ the King Catholic Primary School

Reception

Annual Curriculum Overview 24-25

Term	Autumn1	Autumn2	Spring 1	Spring 2	Summer 1	Summer 2
Gospel Value	Kindness					
Values Question	How can I be kind to myself and others?	How can I show kindness to the animals?	How can we show kindness to our world?	How do we show kindness and be a role model for others?	How can we be kindness to those who have less than us?	How can we show kindness to the sea creatures?
See Judge Act	See – What rubbish can we see? Judge – How can we help? Act – Recycling	See – Where can our animals live in winter? Judge – Is there a safe space? Act – Make a Hedgehog home	See – What is climate change? Judge – What can we do? Act – Plant a tree	See – Litter around our school and where we live? Judge – What can we do? Act – Litter picking	See – Foodbanks Judge – How can we help others Act – Bring in an item of food.	See – plastic pollution in the seas Judge – What can we do? Act- Design a poster for our Art Gallery
Launch Event	Starting School		Winter Walk	World Book Week – 7 th March	Making a Castle	
Finale Event		Nursery Rhyme performance	Clay Polar Animal Sculptures	Kinson Library Trip	Royal Dress Up – Kings and Queens	Art Gallery
Enrichment	Drama Workshop	Nativity		Kinson Library Trip	Castle Trip/Jousting	Summer Performance

RE	Creation and Covenant	Prophecy to Promise	Galilee to Jerusalem	Desert to Garden	To the Ends of the Earth	Dialogue to Encounter
Class Liturgy Values Theme	Ten Ten – I am Here! Autumn	Ten Ten – Meet the Family Advent	Ten Ten - I Can Pray! Christmastide	Ten Ten – We Believe! Spring Stations of the Cross Lent	Ten Ten – Jesus is Here! Eastertide	Ten Ten - Summer
Big Idea	Me and My World/My Heroes	Nursery Rhymes and Christmas/Standing Ovation	Winter Wonderland/W here We Live	Spring in your Step	Castles, Knights and dragons	Science Detectives
Books Fiction Non-Fiction Poetry						
RWI	Group B	Group C	Ditty	Red	Green	Green/Purple
Literacy	Write their first name without a reference. Answer 'what' questions related to the story. Spell words by identifying the	Orally plan a sentence for an adult to scribe. Write their first name without a reference.	Create a simple narrative using vocabulary introduced through a text. Spell words by identifying the sounds and then writing	Spell words by identifying the sounds and then writing the sounds with letter/s. Write short sentences with words with	Write short sentences with words with known letter correspondence using a capital letter and full stop.	Write sentences with words with known letter correspondence using a capital letter and full stop.

	sounds and then writing the sounds with letter/s. Using correct initial sound. Read individual letters by saying the sounds for them.	Spell words by identifying the sounds and then writing the sounds with letter/s. Write CVC words using sounds taught. Blend sounds into words to read them. Sequence and retell main events in a story. Answer who, what and where questions about a book.	the sounds with letter/s. Read and write simple phrases and sentences made up of words with known letter-sound correspondences and a few exception words.	known letter correspondence using a capital letter and full stop. Form lower case and capital letters correctly. Read simple phrases and sentences made up of words with known letter-sound correspondences and a few exception words.	Spell words by identifying the sounds and then writing the sounds with letter/s.	Form lower case and capital letters correctly. Re-read what they have written to check that it makes sense. Spell words by identifying the sounds and then writing the sounds with letter/s.
Drawing Club	We complete Greg Bottrill Drawing Club Units to support the development of writing through immersing them in the world of story. Units are planned based on children's interests and time of year/themes/events.					
Talk 4 Writing	Little Red Hen	Nativity Story	Mr Wolf's Pancakes	The Enormous Turnip	George and the Dragon	Handa's Surprise
Communication & Language	Engage in story times. Learn new vocabulary. <ul style="list-style-type: none"> Understand how to listen carefully and why 	<ul style="list-style-type: none"> Ask questions to find out more and to check they understand what has been 	<ul style="list-style-type: none"> Connect one idea and action to another using a range of connectives. Use talk to help work 	<ul style="list-style-type: none"> Understand and use new vocabulary introduced through non-fiction texts and stories. Use talk to help work out problems and 	<ul style="list-style-type: none"> Listen to and talk about stories to build familiarity and understanding. 	<ul style="list-style-type: none"> Articulate ideas and thoughts in well-formed sentences. Learn and use new vocabulary. Retell story, once they

	<p>listening is important.</p> <ul style="list-style-type: none"> • Articulate their ideas and thoughts in well-formed sentences. • Engage in non-fiction books. • Use new vocabulary throughout the day, 	<p>said to them.</p> <ul style="list-style-type: none"> • Listen to and talk about selected non-fiction to develop a deep familiarity with new knowledge and vocabulary . • Listen to and talk about stories to build familiarity and understanding. • Learn new vocabulary • Learn rhymes, poems and songs. • 	<p>out problems and organise thinking and activities and explain how things work and why they might happen.</p> <ul style="list-style-type: none"> • Retell a story, once they have developed a deep familiarity with the text. • Listen carefully to rhymes and songs, paying attention to how they sound. • Learn rhymes, poems and songs. 	<p>organise thinking and activities and explain how things work and why they might happen.</p> <ul style="list-style-type: none"> • Make simple predictions about what will happen next. • Listen carefully to rhymes and songs, paying attention to how they sound. • Learn rhymes, poems and songs. • Ask questions to find out more and to check they understand what has been said to them. 	<ul style="list-style-type: none"> • Describe events in some detail. • Articulate ideas and thoughts in well-formed sentences. • Ask questions to find out more and to check they understand what has been said to them. 	<p>have developed a deep familiarity with the text, some as exact repetition and some in their own words.</p>
Physical Development Get Set 4 PE	See PE Curriculum Fiddly Fingers Dough Disco Danny Go	See PE Curriculum Fiddly Fingers Dough Disco Danny Go	See PE Curriculum Fine Motor Skills	See PE Curriculum	See PE Curriculum	See PE Curriculum

	Cosmic Yoga	Cosmic Yoga				
PSED Ten Ten Life to the Full	Unit 1 Religious Understanding Unit 2 Me, My Body, My Health	Unit 3 Emotional Well- Being Unit 4 Life Cycles	Unit 1 Religious Understanding Unit 2 Personal Relationships	Unit 3 Life Online Unit 4 Keeping Safe	Unit 1 Religious Understanding	Unit 2 Living in the Wider World
Understanding the World: Past & Present United Learning	Families	Remembrance Day Guy Fawkes	Antartica and Arctic Explorer— Roald Amundsen		King Charles and Queen Elizabeth 1 Castle life versus present day	
Understanding the World: People & Communities United Learning	Harvest Black History Month	Diwali Remembrance Day Celebrations – Bonfire Night/Christma s	Chinese New Year	Shrove Tuesday - Making Pancakes Mothering Sunday Easter	Understand some places are special within the community.	Transition to Year One
Understanding the World: The Natural World United Learning	Autumn Cooking— Making Bread Planting bulbs Google Maps– Our Homes	Woodland Animals and Hibernation Changes of Seasons – Autumn/Winte r	Winter Changing of State—Melting and Freezing Climate Change	Changes of Seasons - Winter/Spring Kinson Hub Trip Maps– Our Local Community Life cycles Bean Diary	Draw information from a map.	Summer Contrasting Environments Changing of State—Melting
Maths PowerMaths	Baseline Numbers to 5 Comparing groups within 5 Shape	Change within 5 Number Bonds within 5 Space	Numbers to 10 Comparing numbers within 10 Addition to 10 Measure	Number bonds to 10 Subtraction Exploring patterns	Counting on and counting back Numbers to 20 Numerical Patterns	Shape Measure Sorting Time

Expressive Arts and Design Kapow	Drawing: Marvellous Marks Seasonal Crafts Nature Wreaths Self-portraits Colour mixing Freeze frame drama in Re/Literacy	Painting and Mixed Media: Paint my World Seasonal Crafts: Salt Dough Decorations Artist - Andy Goldsworthy – Autumn Art Firework art Pastel - introduction Clay – diva lamps Performing – firework dancing, and painting to music	Sculpture and 3D: Observational Drawings and Clay animal sculptures Carolina Jaramillo Castro. Seasonal Crafts: Threaded Snowflakes Printing techniques Artist - Barbara Rae and Francis Hatch Wax relief - introduction Collage Role-play Small World Construction Junk modelling	Craft and Design: Let's Get Crafty Seasonal Crafts: Egg Threading Watercolours - introduction Mothers Day cards Observational drawing Joining techniques Hot seating drama	Craft and Design: Let's Get Crafty Seasonal Crafts: Petal Mandala Suncatchers Textured Dragon Pictures Colour Mixing— Butterfly Pictures Artist - Paul Klee – Castle and Sun Shield printing Joining techniques 3D castles Hot seating drama Henry Matisse – The Snail Printing/tie dye – butterflies Variety of minibeast craft Lifecycle drama	Seasonal Crafts: Salt Painting Observational Drawings—seaside - shells Songs Role-play Music and Drama—Concert Seaside Creatures Small World Construction
Design Technology Kapow		Making Soup		Bookmarks		Making Boats
Music Charanga	Music: Me!	Music: My Stories/Nursery Rhymes/Nativity	Music: Everyone!	Music: Our World	Music: Big Bear Funk	Music: Reflect, Rewind and Replay